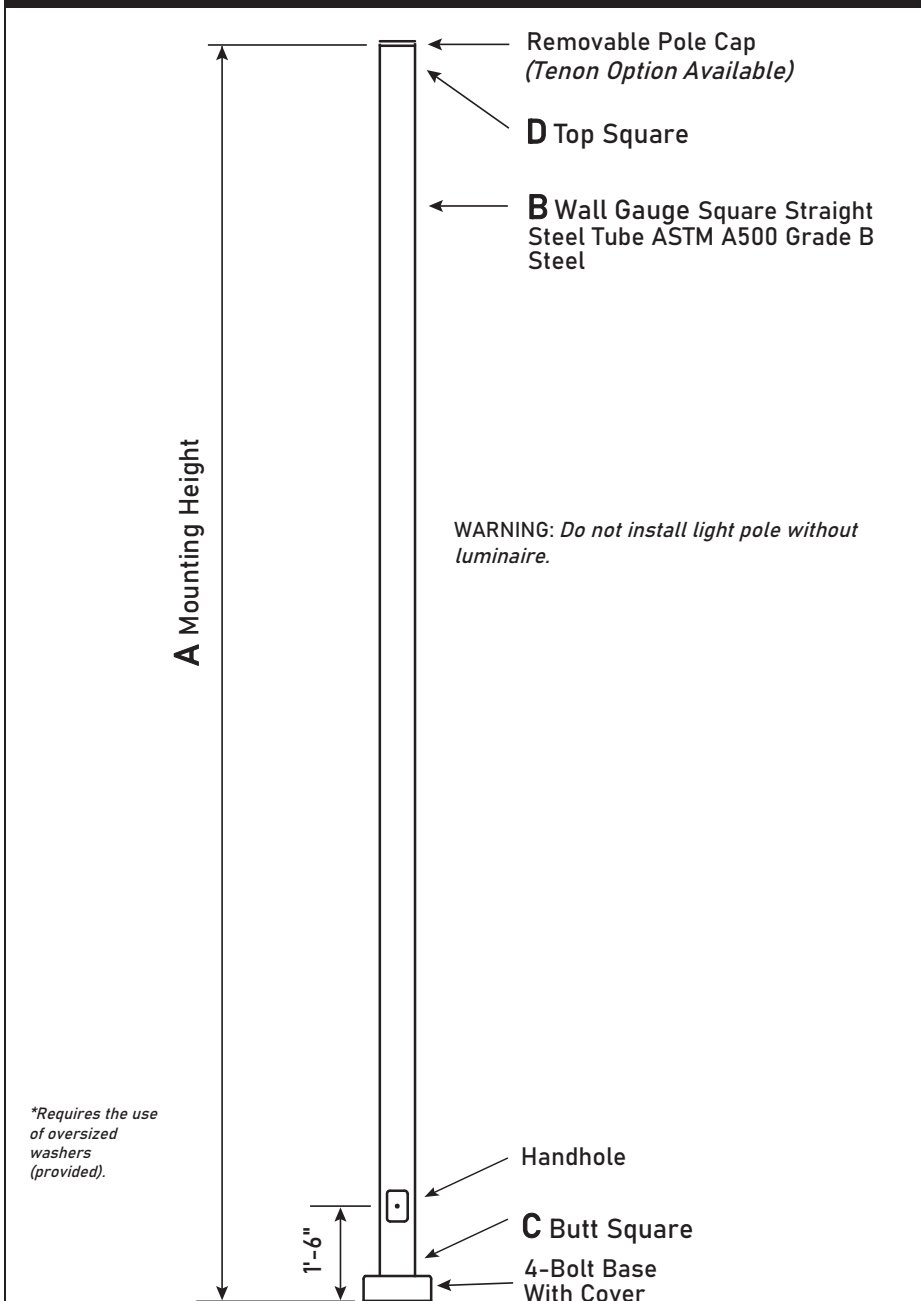


**Square Straight Steel Pole
No Arm — 4-Bolt Base**



*Requires the use of oversized washers (provided).

Dimensions in Inches

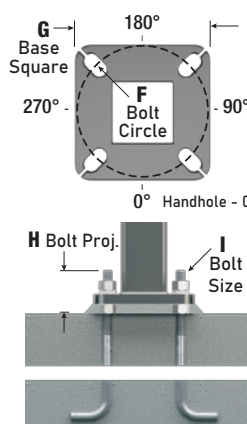
C BUTT Sq.	D TOP Sq.	F BOLT CIR. DIA.	G BASE Sq.	H BOLT PROJ.	I BOLT SIZE
4 (11 Gauge)	4	8 - 9	8	3.75	.75 x 17 x 3
4 (7 Gauge)	4	8 - 9	8	3.75	.75 x 30 x 3
5 (11 Gauge)*	5	10 - 12	11	4.875	.75 x 30 x 3
5 (7 Gauge)	5	10 - 12	11	4.875	1 x 36 x 4
6	6	11 - 13	12.5	4.875	1 x 36 x 4

Pole
Pole shaft shall be weldable-grade, cold-rolled, commercial quality carbon steel tubing conforming to ASTM A500 Grade B. Options include 11 gauge and 7 gauge. All welds shall conform to AWS D1.2 using ER70S-6 electrodes.


Base Style
4-Bolt Steel Plate Base Flange of fabricated hot rolled carbon steel conforming to ASTM A36 or equivalent (36 ksi minimum yield) with 2-piece Base Cover and attaching hardware.




Anchorage
Anchorage Kit will include four (4) L-shaped Steel Anchor Bolts conforming to AASHTO M314-90 Grade 55. Ten inches (10") of threaded end will be galvanized per ASTM A153. Kits will contain eight (8) Hex Nuts, four (4) Lock Washers, and eight (8) Flat Washers (all components Galvanized Steel). A paper bolt circle template will be provided.



Handhole
Reinforced, 3" x 5" Handhole with cover, stainless steel screw and backbar. A grounding provision incorporating a tapped 1/2"-13NC hole will be provided.



Base Cover
Square ABS plastic Base Covers are standard on all SSS poles specified in BA-Black, BM-Dark Bronze and BH-White. SSS poles specified in all other colors will be manufactured of metal materials. Custom specification of SSS square metal style Base Covers in BA, BM and BH powder coated finishes is available.




AMERICAN COMBAT VETERAN OWNED COMPANY



405-673-8684

www.gridshiftsolar.lighting



A MTG. HGT.	B WALL GAUGE	C BUTT SO.	TOTAL LUM. WEIGHT	MAXIMUM EPA						CATALOG NUMBER
				90	100	110	120	130	140	
10	11	4	320	25.2	20.0	18.6	15.3	12.7	10.6	SSS10B4-4-**-**
12	11	4	285	20.6	16.2	14.9	12.1	9.9	8.2	SSS12B4-4-**-**
14	11	4	255	17.0	13.2	12.1	9.7	7.8	6.3	SSS14B4-4-**-**
15	11	4	245	15.5	11.9	10.9	8.6	6.8	5.4	SSS15B4-4-**-**
15	7	4	305	23.4	18.4	17.0	13.8	11.4	9.4	SSS15D4-4-**-**
16	11	4	235	14.0	10.7	9.7	7.6	5.9	4.6	SSS16B4-4-**-**
16	7	4	290	21.5	16.8	15.5	12.5	10.2	8.4	SSS16D4-4-**-**
18	11	4	215	11.3	8.4	7.6	5.7	4.3	3.2	SSS18B4-4-**-**
18	7	4	265	18.0	13.9	12.8	10.2	8.2	6.6	SSS18D4-4-**-**
20	11	4	200	9.1	6.5	5.8	4.2	2.9	1.9	SSS20B4-4-**-**
20	11	5	235	14.1	10.3	9.2	6.8	4.9	3.4	SSS20B5-4-**-**
20	7	4	240	15.1	11.5	10.5	8.2	6.5	5.0	SSS20D4-4-**-**
20	7	5	330	26.3	20.3	18.6	14.8	11.9	9.6	SSS20D5-4-**-**
22	11	4	200	7.2	4.9	4.2	2.8	1.7	0.8	SSS22B4-4-**-**
22	11	5	215	11.4	8.0	7.1	4.9	3.2	1.9	SSS22B5-4-**-**
22	7	4	225	12.7	9.5	8.6	6.6	5.0	3.7	SSS22D4-4-**-**
22	7	5	300	22.4	17.1	15.6	12.2	9.6	7.5	SSS22D5-4-**-**
25	11	4	200	4.7	2.8	2.2	1.0	-	-	SSS25B4-4-**-**
25	11	5	200	8.0	5.1	4.3	2.4	1.0	-	SSS25B5-4-**-**
25	7	4	205	9.7	6.9	6.2	4.4	3.1	2.0	SSS25D4-4-**-**
25	7	5	260	17.7	13.2	11.9	9.0	6.7	4.9	SSS25D5-4-**-**
28	11	4	200	2.6	1.0	-	-	-	-	SSS28B4-4-**-**
28	11	5	200	5.1	2.6	1.9	-	-	-	SSS28B5-4-**-**
28	7	4	200	7.1	4.8	4.1	2.6	1.5	-	SSS28D4-4-**-**
28	7	5	235	13.9	9.9	8.8	6.3	4.3	2.7	SSS28D5-4-**-**
30	11	5	200	3.4	1.1	-	-	-	-	SSS30B5-4-**-**
30	7	4	200	5.6	3.5	2.9	1.6	-	-	SSS30D4-4-**-**
30	7	5	215	11.7	8.0	7.0	4.7	2.9	1.5	SSS30D5-4-**-**
30	7	6	275	19.2	13.7	12.2	8.7	5.9	3.8	SSS30D6-4-**-**
35	7	5	200	6.9	4.0	3.1	1.2	-	-	SSS35D5-4-**-**
35	7	6	220	12.6	8.0	6.8	3.9	1.6	-	SSS35D6-4-**-**
39	7	6	200	8.2	4.2	3.1	0.6	-	-	SSS39D6-4-**-**

EPA Notes:

Effective Projected Area (EPA) in square feet. EPA's calculated using wind velocity (mph) indicated in accordance with 2009 AASHTO LTS-5 using a 25-year design life. Maximum EPA is based on the luminaire weight shown. Increased luminaire weight may reduce the maximum EPA. If weight is exceeded, or if other design life or code is required, please contact GridShift Solutions.

Vibration Damper

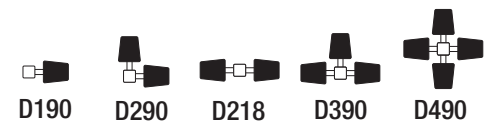
If determined necessary, a top-mount, field installed First Mode Vibration Damper will be provided. Customer specification of the damper is available.

Mounting Options
Side Drill Mount

Includes removable pole cap. NOTE: A luminaire drilling template must be supplied at time of order.


Tenon Mount

For Tenon Mount applications specify both Tenon diameter and length.

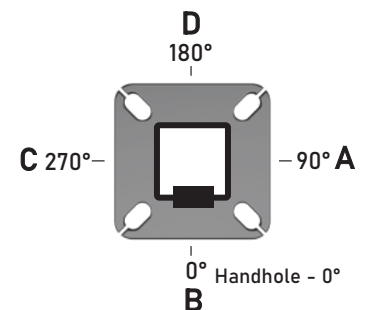

Drill Mount Options

Electrical Box


Box Only


 GF1
Duplex GFI
Receptacle
with Cover

 GF2
Duplex GFI
with In-Use
Cover

Note: GFI Options must be specified in Accessories.

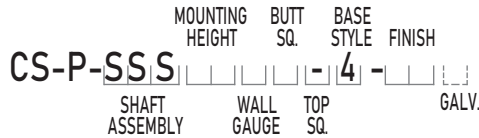
Pole Orientation

AMERICAN COMBAT VETERAN OWNED COMPANY


405-673-8684

www.gridshiftsolar.lighting


Catalog Number System

The catalog number utilizes the following identification system.


Catalog Number Example
CS-P-SSS 20 D 5 - 4 - BA

Square Straight Steel, 20' Mounting Height, 7 Gauge, 5" Butt Square, No Taper, 4-Bolt Base, Black Powder Coat Finish.

CS-P-SSS

SSS- SQUARE STRAIGHT STEEL POLE	HEIGHT	GAUGE	BUTT Sq.	TOP Sq.	BASE STYLE	FINISH	MOUNTING OPTIONS	ELECTRICAL BOX*	ACCESSORIES/OPTIONS*
		10 = 10' 12 = 12' 14 = 14' 16 = 16' 18 = 18' 20 = 20' 22 = 22' 25 = 25' 28 = 28' 30 = 30' 35 = 35' 39 = 39'	B = 11 Gauge D = 7 Gauge	4 = 4" 5 = 5" 6 = 6"	"-" = No Taper	4 = 4-Bolt Base	POWDER COAT COLORS BA - Black Powder Coat BH - White Powder Coat BM - Dark Bronze Powder Coat BV - Dark Green Powder Coat GC - Gray Powder Coat SC - Special Colors* GALVANIZED 00G - Galvanized Only BAG - Black PC Over Galv. BHG - White PC Over Galv. BMG - D. Bronze PC Over Galv. BVG - D. Green PC Over Galv. GCG - Gray PC Over Galv. SCG - Special PC Over Galv.* <i>* Provide RAL # or Sample Color Chip</i>	DRILL MOUNT D000 - No Drilling D190 - Std. "A" D290 - Std. "A" & "D" D218 - Std. "A" & "C" D390 - Std. "A", "D", & "C" D490 - Std. "A", "B", "C", & "D" DCUS - Custom* TENON T203 - 2-3/8" O.D. x 3" T204 - 2-3/8" O.D. x 4" T304 - 2-7/8" O.D. x 4" T356 - 3-1/2" O.D. x 6" T406 - 4" O.D. x 6" TCUS - Custom Tenon** <i>* Specify Number and Orientation *</i> <i>** Specify O.D. and Height</i>	FA - 30" Up, "D" FB - 30" Up, "B" FC - 30" Up, "A" FD - 30" Up, "C" FE - 36" Up, "D" FF - 36" Up, "B" FG - 36" Up, "A" FH - 36" Up, "C" FI - 24" Up, "D" FK - 24" Up, "A" FL - 24" Up, "C" FZ - Custom** <i>* GFI Receptacle Options Available (Specify in Accessories)</i> <i>** Specify Height and Orientation</i>

Powder Coated, Galvanized or Powder Coated over Galvanized Finish Per Customer Specification.


AMERICAN COMBAT VETERAN OWNED COMPANY


405-673-8684

www.gridshiftsolar.lighting
