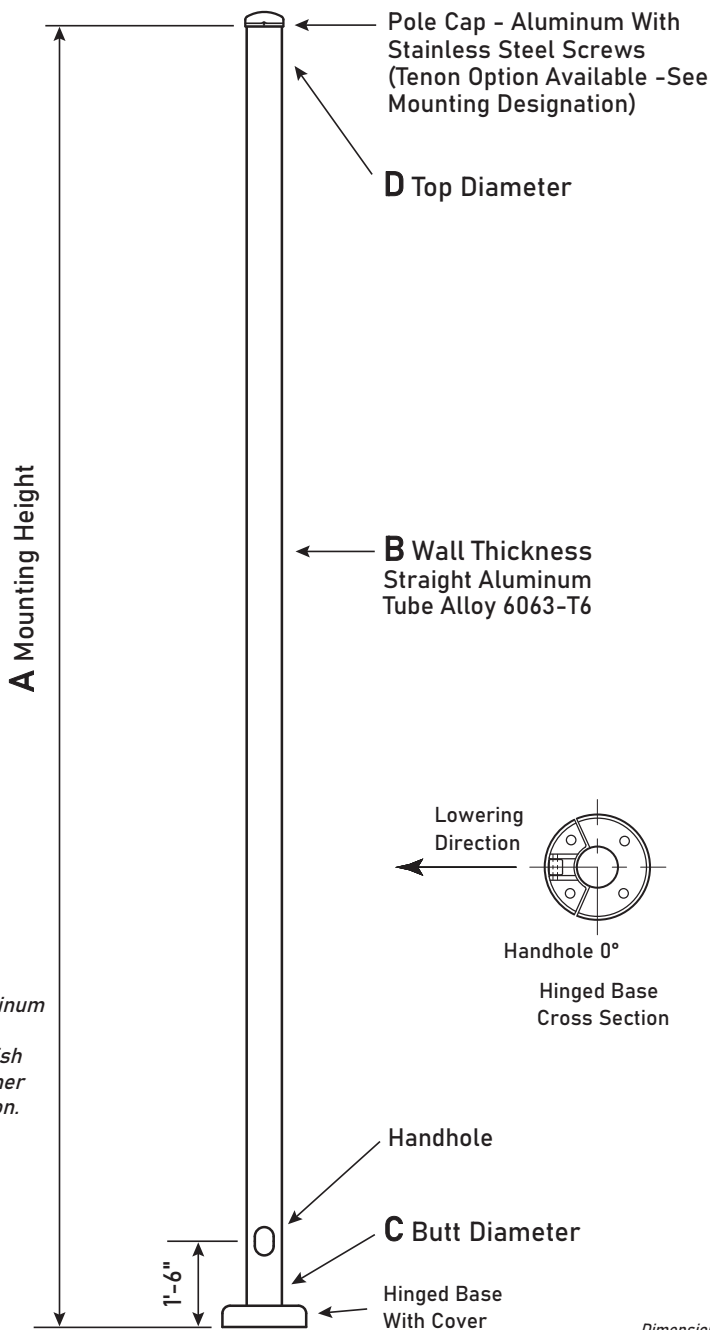


**Round Straight Aluminum Pole
No Arm – Hinged Base**

Dimensions in Inches

C BUTT DIA.	D TOP DIA.	F BOLT CIR. DIA.	G COVER DIA.	H BOLT PROJ.	I BOLT SIZE
4	4	7	9.75	2	.75 x 17 x 3
5	5	8.5	11.25	2	.75 x 17 x 3

Pole

The pole shaft will be constructed of seamless extruded tube of 6063 Aluminum Alloy per the requirements of ASTM B221. The shaft assembly shall be full-length heat treated after base weld to produce a T6 temper.

Base Style

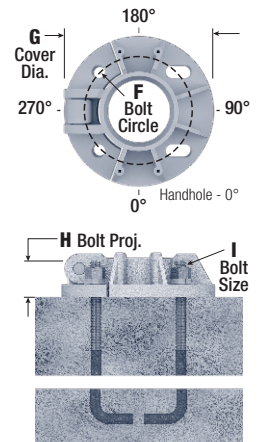
Hinged Cast Aluminum Base Flange of Alloy 356-T6 with 2-Piece Cast Aluminum Base Cover and Stainless Steel Tamper-Resistant Attaching Screws.


Handhole

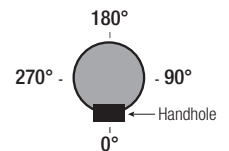
4"-5" Butt Diameters -
2" x 4" Handhole with curved Lap Style Aluminum Door and two (2) Stainless Steel Self-Tapping Attaching Screws. A Grounding Provision incorporating a tapped 1/4"-20NC hole is provided opposite the Handhole.


Anchorage

Anchorage Kit will include four (4) L-shaped Steel Anchor Bolts conforming to AASHTO M314-90 Grade 55. Ten inches (10") of Threaded End will be Galvanized per ASTM A153. Kits will contain four (4) Hex Nuts, four (4) Lock Washers, and four (4) Flat Washers (all components Galvanized Steel). A bolt circle template will be provided.


Mounting Designation
Side Drill Mount

For Side Drill Mount applications specify luminaire type, quantity and orientation. A luminaire drilling template must be supplied at time of order.


Tenon Mount

For Tenon Mount applications specify both Tenon diameter (2.375", 2.875", 3.5", etc.) and length (3", 4", etc.).


AMERICAN COMBAT VETERAN OWNED COMPANY


405-673-8684

www.gridshiftsolar.lighting